

EVERNOTE

Background Information


Evernote is available as a web based edition, a downloadable desktop app for Macs and PCs and an iPhone or iPad version, and for Android OS devices. This allows you to sync your notes with all your electronic devices and computers. Evernote works great as a note-taking and organizing tool. Each “note” can be your writing/journal, tasks, databases, text notes, Videos , voice, and photos. Each “note” in evernote can be labeled with “tags,” which allow you to store information such as date created and updated, etc. for easy searching and organization.



- Download the Evernote App: <http://www.evernote.com> (or iTunes Evernote App)

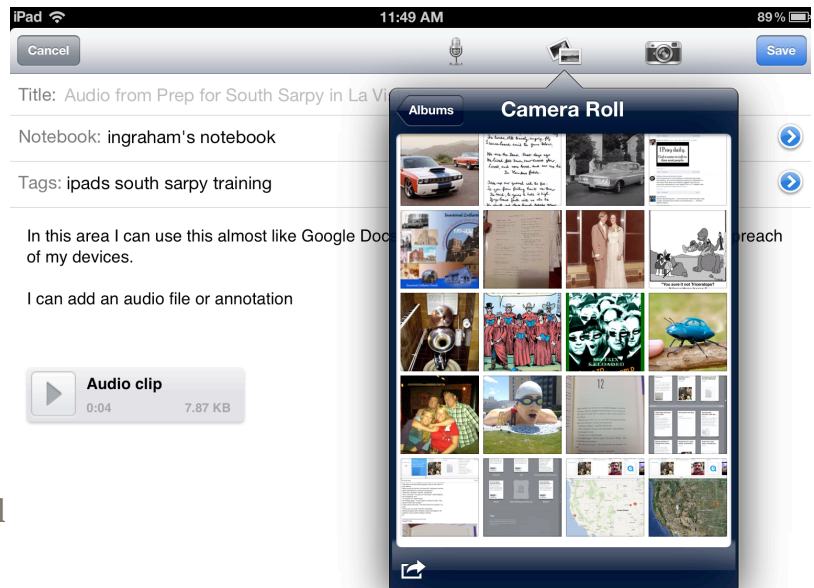
<http://itunes.apple.com/us/app/evernote/id281796108?mt=8>

- Open the “Evernote” App or on your computer at the web site click on Create Account
- Enter your desired username & password (if using with students you will want to create a “generic” account or have the students login with their school email)



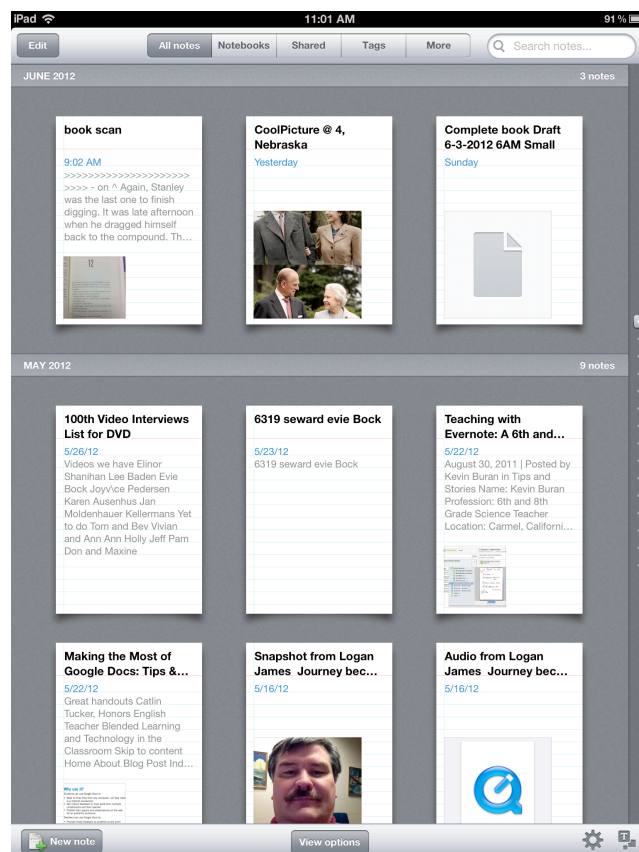
•To create a new Evernote Document, click the plus sign icon.

- Name the Note
- Enter Content...
 - Type in information
 - You can record Audio
 - Add photos from your Camera roll or from your camera.



This Note is now available to all your digital devices from Computers to ipads and other tablets to Android cell phones. All able to access and edit your documents online.

Once you have created notes, they show up in chronological order on the home screen.



EVERNOTE LESSON IDEA

Nebraska Social Studies Standards:

**Note: This activity was designed for high school, but could easily be modified for other grade levels.*

8.1 United States History

8.1.9 Students will describe key people, events, and ideas since World War II.

Procedure:

Students will use their iPads to create a document which will Explain segregation, desegregation, and the Civil Rights Movement, and how it helped shape the events of the last 50 years.

The students will write a brief history of the civil rights movement citing sources and shared with the teacher's email through evernote.

The students should create an audio interview of another student regarding some aspect of the civil rights era, such as the role of non-violent protest in shaping public opinion, or how the assassination of Dr. King altered the path of the civil rights movement.

Follow-up:

“How could you adapt this activity to work with your students?”